



# GRADE 1E

Weekly Lesson Plan


Semester 1

AY 2024-2025



Week 09: Oct27-Oct31, 2024	TOPIC AND MATERIALS	Homework / Assignment	References/Comments
<b>SUNDAY 27/Oct/2024</b>			
English	Unit 1.2 <b>I Spy</b> <b>Spelling:</b> Students will be introduced to k sounds spelled as /ck/ & high frequency words using My View Student Interactive 1.2 page 53, 54 & 56	<b>Compulsory Homework:</b>  Initial Consonant blends - Practice Book 1.1-page 76 Final consonant blends - Practice Book 104  <b>Due Date: Thursday 14<sup>th</sup> November, 2024</b>	This coming week; please send <b>Practice book 1.2</b> with your child, if you haven't already. Thank you.
Math	Lesson 3-6: compare numbers, solve some examples from practice book page 21		
Science	Inquiry activity: Grow a radish	Kindly send a plastic cup with your child's name on it.  The students will take their plants back home with them to take care of them until they grow up.  It's optional to take photos or make a video for your child taking care of his/her plant.	
Arabic	الدرس الثامن  قراءة جمل الدرس الثامن ص 100		

	مع حل التدريبات الخاصة بالقراءة ص 103 - 100		
English 2	Unit 1.2 I Spy Phonics Review k sounds spelled as /ck/ My View Student Interactive 1.2 page 53, 54 & 56		
French	<p>Les chiffres de 0 à 5 Numbers from 0-5</p> <p><u>Objectives:</u> Recognize the numbers from 0-5 (orally and in writing) Read the numbers from 0-5</p> 	<p>Dear Parents,</p> <p>The <b>FRENCH HOMEWORK</b> is sent home in the <b>FRENCH blue file</b>. Kindly let your child complete the pages (back-to-back) and submit it back to the classroom to the assistant teacher <b>on Wednesday 30/10 (latest deadline)</b></p> <p>If you have any queries, kindly contact me on TEAMS private chat.</p> <p>Thank you for your cooperation.</p> 	
Social Studies	<p>درس رموز وطني ( 2 ) ❖ أقوال الملك ❖ دلالات علم البحرين</p>		<p><b>نشاط لاصفي لمن يرغب :-</b> رسم أو طبع علم البحرين وتزيينه ( فولك - خيوط - .... ) أو أي خامة من خامات البيئة .</p>

MONDAY 28/Oct/2024			
English	<b>Unit 1.2</b> <b>I Spy</b> <b>Spelling:</b> Students will be introduced to k sounds spelled as /ck/ & high frequency words using My View Student Interactive 1.2 page 53, 54 & 56	<b>Compulsory Homework:</b> Initial Consonant blends - Practice Book 1.1-page 76 Final consonant blends - Practice Book 104  <b>Due Date: Thursday 14<sup>th</sup> November, 2024</b>	
Math	Unit 3: lesson3-5: represent 2-digit numbers in different ways, solving examples from the book volume 1 page 83 and 84		
Science	Unit1, lesson 1 review : Plants and their parents. Page 66-67		
Arabic	الدرس الثامن اكتشاف الحرف تمييز شكل وصوت حرف السين مع الحركات والمدود ص 104 – 106		
English 2	Library		
Music	Ball Bouncing note value Bouncing to the beat		
PE	<b>الحركات الاساسية والجمباز</b> تمرير أنواع الكرات المختلفة		
TUESDAY 29/Oct/2024			
English	<b>Spelling Test:</b> 1. crab 2. flag 3. step 4. drum 5. spot	<b>Spelling Test practice:</b> 11. crab 12. flag 13. step 14. drum 15. spot	

	6. trip 7. grab 8. my 9. help 10. come	16. trip 17. grab 18. my 19. help 20. come	
Math	solve examples from the practice book from page 17 to 20		
Science	Unit1-lesson1 review: plants and their parents. Page 68		
Arabic	الدرس الثامن اكتشاف الحرف تمييز شكل وصوت حرف السين مع الحركات والمدود ص 107 – 109		
ICT	<p><b>ICT project</b>          (This project will be done in the classroom)</p> <p>Use Notepad to write about the healthy habits you practice every day, such as:</p> <p>Eating fruits and vegetables ☐☐          Drinking plenty of water ☐          Exercising and playing outside ☐♂          Getting enough sleep ☐</p> <p><b>Skills</b>          1-Turning on and using a computer.          2- Opening the Notepad application.          3-Understanding the Notepad</p>		

	interface (menu, text area). 4- Use the keyboard to type sentences.		
PE	الحركات الأساسية والجمباز تمرير أنواع الكرات المختلفة		
<b>WEDNESDAY 30/Oct/2024</b>			
English	<b>Unit 1.2</b> <b>I Spy</b> <b>Conventions:</b> Introducing common nouns & proper nouns- <b>Practice Book 1.2</b> page 22.		
Math	Lesson 3-6: compare numbers, solve some examples from volume 1 page 87 and 88		
Science	Science Kitchen	The students are requested to bring 3 pieces of dates, coconut powder (small amount), 1 plastic plate and a spoon.	
Arabic	الوقفة التقويمية الأولى في اللغة العربية		
English 2	<b>Unit 1.2 I Spy</b> <b>Reading/Writing</b> High Frequency Words My View Student Interactive 1.2 page 18		
French	<b>Les chiffres de 0 à 5</b> <b>Numbers from 0-5</b>  <b>Objectives:</b> Recognize the numbers from 0-5 in an	<b>Dear Parents, REMINDER</b>  The <b>FRENCH HOMEWORK</b> is sent home in the <b>FRENCH blue file.</b> Kindly let your child complete the	

	<p>audio material Count and match pictures and words</p> 	<p>pages (back-to-back) and submit it back to the classroom to the assistant teacher on Wednesday 30/10 (latest deadline)</p> <p>If you have any queries, kindly contact me on TEAMS private chat.</p> <p>Thank you for your cooperation.</p> 	
STEAM	Completing the worksheet and discussing the STEAM ideas used in the hoop glider challenge.		
<b>THURSDAY 31/Oct/2024</b>			
English	<b>Phonics Review:</b> Students will review initial consonant blends using Practice Book 1.1 page 81		
Math	Lesson 3-6: compare numbers, solve some examples from practice book page 21		
Science	Enrichment activities about plants and their parents.		
Arabic	مراجعة عامة لحرف السين		
Islamic Studies	عرض فيديوهات الطلبة ومناقشتهم حولها +حل أنشطة تعزيزية		رسالة شكر وتقدير :- أشكر أولياء الأمور الأفاضل على عملهم الجبار بمساعدة الطالب بصناعة فيديو بالذكاء الصناعي، الذي يساهم في مواكبة التكنولوجيا من جهة ، وجعل الطالب محور العملية التعليمية .

Art	ELEMENTS OF ART part 2 ( TEXTURE )		

Test Schedule			
Date	Subject	Test Description	Reference(s)
الأربعاء 30-10- 2024	اللغة العربية	<p>فقرات الاختبار ستكون في :  التعرف على مواقع الحروف التالية: ب م د ح  والتعرف على أصواتهم مع المد القصير والطويل  تحليل الكلمة إلى حروف ومقاطع  الرجاء حفظ هذه الكلمات لكتابتها تحت الصورة المناسبة  حوت – دينار – دُب – وَرْد – حُبُوب - حَمَامَة  الكلمات لن تكون موجودة في ورقة الاختبار</p>	<p>الكتاب المدرسي  وأوراق العمل التي قدمت سابقا  سيتم ارسال باقي التفاصيل على التيمز</p>