

# GRADE 3B


Weekly Lesson Plan


Semester 1

AY 2024-2025


Week 16: Jan05- Jan09, 2025	TOPIC AND MATERIALS	Homework / Assignment	References/Comments
<b>SUNDAY 15/Dec/2024</b>			
English	National Day Activities		
Math	Times-table practice: Bring your notebook and student Practice Book		
Science	Unit 2 - life cycle and traits Lesson 1 - plant life cycle seed germination revision		
Arabic	تعبير كتابي: كتاب التَّدريبات صفحة: <b>109-108</b>		
ICT	National Day Activities		
PE	مسابقات والعباب يغلب عليها طابع المهارات الحركية الفردية والجماعية		
<b>SUNDAY 5/Jan/2025</b>			
English	*Spelling Enrichment Activities: Contractions (Workbook page 98)		
Math	Times-table practice : Bring your Math notebook		

Science	Unit 2 - life cycle and traits Lesson 1 - plant life cycle pollination, page 11		
Arabic	النص الشعري: جزاء المعتدي صفحة: 126-128		
ICT	Unit 5: Documenting with Microsoft Word. Sprint 5.4 - Insert Smart Art in Ms.Word. Book :DigiChamps, Pages: 135-142.	A Microsoft Word assignment will be done in class	
PE	مسابقات والعباب يغلب عليها طابع المهارات الحركية الفردية والجماعية		
<b>MONDAY 6/Jan/2025</b>			
English	*Reading Comprehension -Comprehension skill: Author's Purpose (Workbook page 99)		
Math	Unit -6- Connect Area and Multiplication Ls-1- Understand Area		
Science	Unit 2 - life cycle and traits Lesson 1 - plant life cycle reproduction with cones, page 12		
Arabic	القواعد النحوية: أسلوب الاستفهام -1 حل الأسئلة في كتاب التدريبات صفحة: 111-112-113-114 مع المعلمة صفيًا.		
Art	Bahrain culture Students will continue the artwork.	Kindly bring: Sketchbook or white paper Black marker Pencil colors	

STEAM	Planning the STEAM challenge-build a bird feeder. 		
<b>TUESDAY 7/Jan/2025</b>			
English	*Language & Conventions: Verbs		
Math	Ls-1- Understand Area Student Edition Vol-1		
Science	Unit 2 - life cycle and traits Lesson 1 - plant life cycle different life cycle, page 15		
Arabic	القواعد النحوية: أدوات الربط حل الأسئلة في كتاب التدريبات صفحة: <b>121-112-123</b> مع المعلمة صفياً.		
English 2	English Enrichment Activities		
Citizenship	حرف أجدادي ص:41-45		
PE	مسابقات والالعاب يغلب عليها طابع المهارات الحركية الفردية والجماعية		
<b>WEDNESDAY 8/Jan/2025</b>			

English	*Writing: Informational text		
Math	L2: count unit squares to determine area		
Science	Unit 2 - life cycle and traits Lesson 1 - plant life cycle plant life cycle model, page 17		
Arabic	إملاء تدريبي - نص خارجي		
English 2	English Enrichment Activities		
French	learn to count from 1 to 20 		
Islamic Studies	القرآن الكريم سورة الهمزة ص: 68		

THURSDAY 9/Jan/2025

<p>English</p>	<p>*Spelling Checkup 9: First / Next / Then / Additionally/ Afterward / Finally / Last</p> <p>*Listening Comprehension</p>	<p>Spelling Checkup</p>																										
<p>Math</p>	<p>L2: count unit squares to determine area Student Edition vol-1</p>																											
<p>Science</p>	<p>Unit 2 - life cycle and traits Lesson 1 - plant life cycle Lesson review</p>																											
<p>Arabic</p>	<p>يحر الحكايات : عرض القصص المكتوبة .</p>																											
<p>English 2</p>	<p>English Enrichment Activities</p>																											
<p>French</p>	<p>sing the numbers song</p>  <p>The chart displays numbers 1 through 20 in a grid. Each number is shown in a large, colorful font, followed by its French name in a smaller font, and a corresponding pattern of colored dots below it. The numbers are arranged in four rows of five.</p> <table border="1"> <thead> <tr> <th colspan="5">Les nombres</th> </tr> </thead> <tbody> <tr> <td>1 un .</td> <td>2 deux ..</td> <td>3 trois ...</td> <td>4 quatre ....</td> <td>5 cinq .....</td> </tr> <tr> <td>6 six .....</td> <td>7 sept .....</td> <td>8 huit .....</td> <td>9 neuf .....</td> <td>10 dix .....</td> </tr> <tr> <td>11 onze .....</td> <td>12 douze .....</td> <td>13 treize .....</td> <td>14 quatorze .....</td> <td>15 quinze .....</td> </tr> <tr> <td>16 seize .....</td> <td>17 dix-sept .....</td> <td>18 dix-huit .....</td> <td>19 dix-neuf .....</td> <td>20 vingt .....</td> </tr> </tbody> </table>	Les nombres					1 un .	2 deux ..	3 trois ...	4 quatre ....	5 cinq .....	6 six .....	7 sept .....	8 huit .....	9 neuf .....	10 dix .....	11 onze .....	12 douze .....	13 treize .....	14 quatorze .....	15 quinze .....	16 seize .....	17 dix-sept .....	18 dix-huit .....	19 dix-neuf .....	20 vingt .....		
Les nombres																												
1 un .	2 deux ..	3 trois ...	4 quatre ....	5 cinq .....																								
6 six .....	7 sept .....	8 huit .....	9 neuf .....	10 dix .....																								
11 onze .....	12 douze .....	13 treize .....	14 quatorze .....	15 quinze .....																								
16 seize .....	17 dix-sept .....	18 dix-huit .....	19 dix-neuf .....	20 vingt .....																								

Music	Classical Music Analysis Playing Instruments ( Piano )		

Test Schedule			
Date	Subject	Test Description	Reference(s)